



BRYAN TEXAS UTILITIES



BRYAN TEXAS UTILITIES
205 East 28th Street • Bryan, TX 77803
email: ContactBTU@btutilities.com

Regular Board of Directors MEETING NOTES | December 11, 2023

Contract Approval

The Board approved a ten-year renewal of a franchise agreement with the City of Snook.

btutilities.com

Hours of Operation
Monday - Friday, 8 AM - 5 PM

Board of Directors

- Ms. Rosemarie L. Selman, Chair
- Mr. Pete J. Bienski, Jr., Vice Chair
- Mr. Paul Madison, Sr., Secretary
- Mr. John A. Bond
- Mr. Andrew Nelson
- Mr. A. Bentley Nettles
- Mr. Buppy Simank
- Mr. Jason Bienski, Ex-Officio
- Mr. Kevin Boriskie, Ex-Officio

General Manager

Gary Miller

Executive Directors

- Doug Lyles
- Randy Trimble
- Wes Williams
- David Werley, Chief Business Officer

Division Managers

- James Bodine
- Nick Cook
- Shawndra Curry
- Ken Lindberg
- Clay Lindstrom
- Gary Massey

City of Bryan

- Kean Register, City Manager
- William J. Smith, Chief Financial Officer



Pole Replacement

Important Numbers

Billing/Collections/Connects
(979) 821-5700

Electrical Outage/Lines Down
(979) 822-3777

Line Design
(979) 821-5770

Social Media

BryanTexasUtilities

BTU_BryanTX

cityofbryan

BRYAN TEXAS UTILITIES



BTU KIOSKS

Pay using cash, card or check at any one of our three convenient locations by entering your account number, listed on either your bill or your reminder letter, or by scanning a keycard provided by BTU. Keycards can be requested in the BTU main office.

KIOSK LOCATIONS


- BTU Drive Thru – open 24 hours
- HEB at Texas Ave. & Hwy 21 – open 6am-12am
- HEB in the Tejas Center – open 6am-12am





BRYAN TEXAS UTILITIES
POWER SHARE
 CUSTOMER DONATION PROGRAM



The PowerShare Program provides financial assistance to help offset an eligible BTU customer's home energy bill. Catholic Charities of Central Texas distributes assistance to BTU customers.



Visit our website to learn more.

-  Register to donate.
-  Apply for assistance.



LOCAL DOLLARS



LOCAL NEEDS



LOCAL COMMUNITY

Sign up to donate change rounded to the next highest dollar or a fixed amount on your bill each month.

CONTACT



979.821.5700



contactBTU@btutilities.com



btutilities.com



**1**

Winter storms can bring ice and snow that can wreak havoc on power lines, leading to outages that may last for extended periods. To navigate this challenge, consider the following:



Downtown Bryan - 2021

Weathering the Storm: EMERGENCY PREPAREDNESS GUIDE



BIGSTOCKPHOTO.COM ©

INVEST IN A GENERATOR:

A backup generator can be a lifesaver during power outages. Ensure it is in good working order, fueled up, and ready to provide essential power to your home.

PORTABLE POWER BANKS:

Keep portable power banks charged for your electronic devices. These are invaluable for staying connected during an outage.



UNSPASH.COM ©



BIGSTOCKPHOTO.COM ©

FLASHLIGHTS AND BATTERIES:

Stock up on flashlights with extra batteries. Place them strategically around your home for easy access in the dark.

SOLAR-POWERED CHARGERS:

Consider solar-powered chargers for your devices. They harness the power of the sun to keep your essential gadgets charged.



BIGSTOCKPHOTO.COM ©

Winter Edition

2

When winter storms strike, the cold can be unforgiving. Ensure your safety and well-being with these tips:



EMERGENCY HEATING:

Have a backup heating source, such as a wood-burning stove. Make sure to follow all guidelines to prevent accidents.

EMERGENCY KIT:

Prepare an emergency kit that includes blankets, warm clothing, non-perishable food, water, and essential medications. Store it in an easily accessible location.

COMMUNICATION PLAN:

Establish a communication plan with family and friends. Ensure everyone knows how to contact each other and where to meet in case of separation or evacuation.

INSULATION AND SEALING DRAFTS:

Insulate around windows and doors with weather stripping or caulk. Sealing drafts keeps the cold air out and the warmth in.

3

Winter emergencies can also extend to the roads. Stay safe when driving in adverse weather conditions:

EMERGENCY CAR KIT:

Keep an emergency kit in your car, including a blanket, extra clothing, non-perishable snacks, a flashlight, vehicle tools and a first aid kit.

CHECK WEATHER CONDITIONS:

Before traveling, check weather forecasts and road conditions. If conditions are hazardous, consider delaying your trip.



4

Stay informed about community resources and support systems:

EMERGENCY SHELTERS:

Identify nearby emergency shelters for warming or other needs. Know their locations and the routes to get there safely.

COMMUNITY ALERTS:

Local authorities, including BTU, will provide emergency alerts through text messages or apps to relay information about weather updates, power outages and important notices.

NEIGHBORLY ASSISTANCE:

Establish a network with neighbors to offer mutual support during emergencies. Check on each other to ensure everyone is safe and has the resources they need.



By taking these proactive steps, you can face winter storms with confidence, knowing that you and your loved ones are well-prepared for challenges. BTU is committed to providing reliable power to the Brazos Valley.

Planting Near Pad-Mounted Transformers

Underground electric lines are common in Bryan. Pad-mounted transformers are a component of the underground system. They are typically larger utility boxes, often painted green, located in the utility easement in residential and commercial areas. Transformers may serve several different homes or meters, so underground lines may go out in many directions.

Pad-mounted transformers may not be the most aesthetically pleasing object to have on your property, but they are vitally important to reliable electric service. Remember these guidelines when planting near utility infrastructure:

1. Contact Texas 811 before you dig anywhere on your property. This free service locates and marks underground utilities. Digging into utility lines can cause outages and/or injuries.
2. Maintain at least a 3-foot clearance to the side and the back of a pad-mounted transformer. Make sure the 3-foot clearance is allowed for the mature size of the plants, not just when they are first planted. The equipment generates heat and needs air circulation to keep cool and run efficiently.
3. Maintain at least a 10-foot clearance in front of the pad-mounted transformer. Equipment inside is energized at high voltage. Line crews may work on energized transformers to avoid interrupting electric service. Crews need adequate space to work safely.



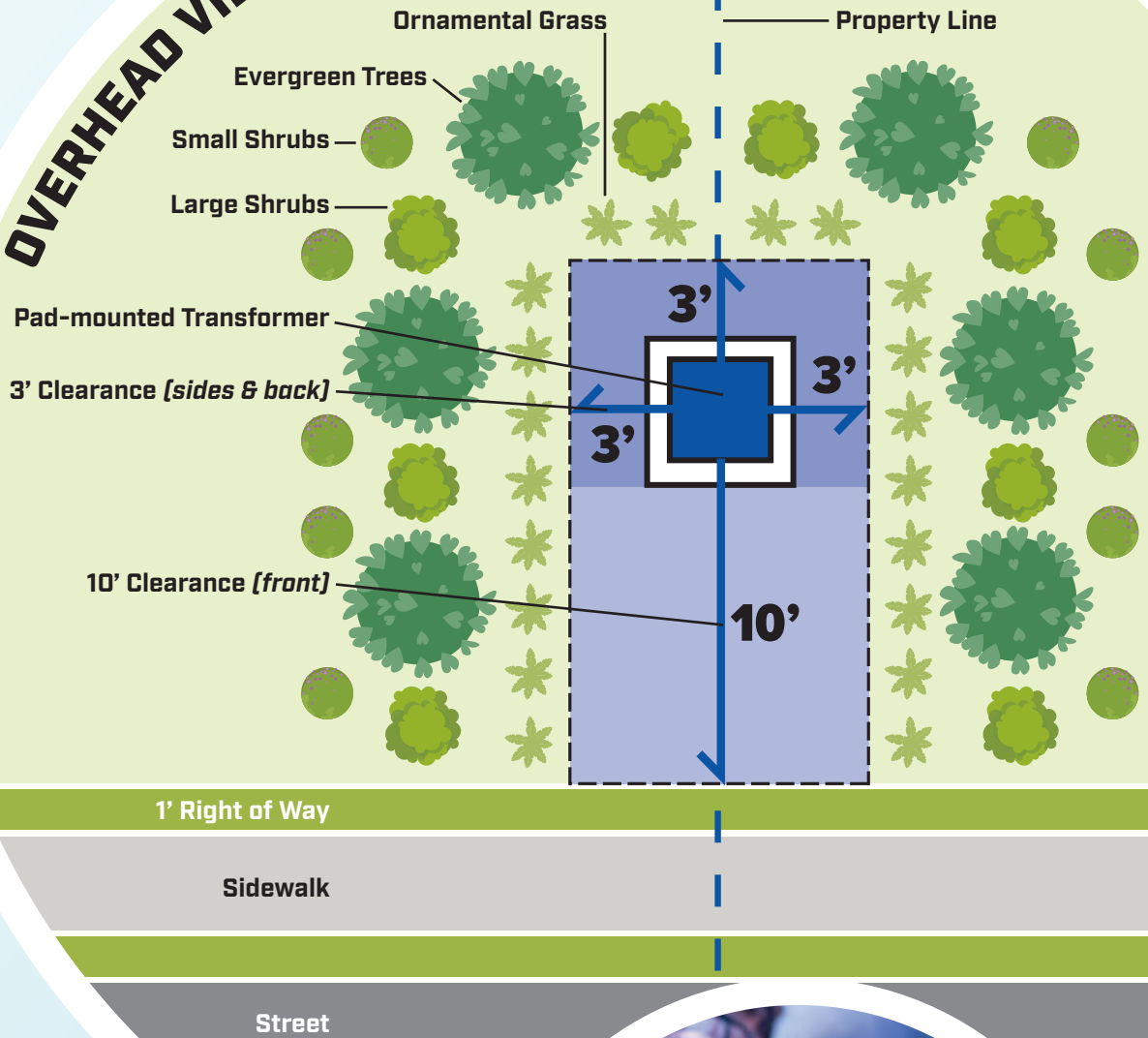
Keep in mind that any vegetation or items placed within a utility easement may have to be removed to properly maintain or repair electrical equipment. Let's work together to ensure safe and reliable service to all.

Examples of improperly placed vegetation or items around pad-mounted transformers:



BRYAN TEXAS UTILITIES ©

OVERHEAD VIEW





CHARGE INTO FIRE SAFETY™

Bryan Fire Department has teamed up with the National Fire Protection Association® (NFPA®) to raise awareness about the risks associated with lithium-ion batteries and ways to minimize them.

NFPA's new campaign "Charge into Fire Safety™" provides resources in response to the growing number of fires caused by lithium-ion batteries that power devices like e-bikes and e-scooters, cell phones, laptops, electric vehicles, etc. Think of anything that needs to be recharged. As the use of these items has increased, so has the number of fires associated with them.

Lithium-ion battery fires happen for a variety of reasons, such as physical damage (e.g., the battery is penetrated, crushed or exposed to water), electrical damage (e.g., overcharging or using charging equipment not designed for the battery), exposure to extreme temperatures, and product defects. Heat, smoke, the release of toxic gases, and the potential for explosions are the dangers associated with lithium-ion battery fires.

To ensure safe use, follow these tips:

- **Purchase and use certified devices:** Only buy devices, batteries, and charging equipment listed by a nationally-recognized testing lab and labeled accordingly. Seek out qualified professionals for any necessary repairs.
- **Use compatible charging equipment:** Stick to charging equipment specifically designed for your device to prevent potential hazards.
- **When it comes to e-bikes, e-scooters, and electric vehicles:** the safest place to charge these devices is outdoors away from any structure or enclosure and not in direct sunlight. Do not charge a battery when either the charger or the battery is damaged. Do not store batteries in extremely wet, hot, or cold locations or in an area that blocks the only exit out of a room. And do not attempt to modify the battery or charger.
- **Charge and store responsibly:** Store and charge batteries away from anything that can catch fire.
- **Avoid overcharging:** Cease charging your device or device battery once it reaches full capacity.
- **Watch for warning signs:** Stop using your device if you notice signs of battery damage, such as unusual odors, excessive heat, popping sounds, swelling, or a change in color.
- **Recycle responsibly:** Do not dispose of lithium-ion batteries in household garbage or recycling bins; instead, recycle them at Lowe's or Home Depot, or participate in the Household Hazardous Waste Collection and Computer event on Saturday, April 20, from 7 a.m. – 2 p.m. at the Texas A&M University General Services Building. Apply painter's tape to the conductors before recycling.

Learn more about the campaign and safety information, visit nfpa.org/LithiumIonSafety.



REGISTRATION UNDERWAY FOR **START SMART SPORTS**

Start Smart program helps caregivers work one-on-one with their 3-to-5-year-old on learning the fundamentals of the sport.

Fee:
Resident \$45
Non-Resident: \$55



Start Smart Baseball

Session: Tuesdays, March 19 - April 23, 6:30 - 7:15 p.m.
Location: Bryan Regional Athletic Complex Baseball Fields

Start Smart Soccer

Session: Thursdays, March 21 - April 25, 6:30 - 7:15 p.m.
Location: Bryan Regional Athletic Complex Soccer Fields

Registration deadline is March 15.

Learn more and register at **BryanTX.gov** or call **979.209.5528**.

TICKETS \$10

CITY OF BRYAN

20 24

SOCK HOP

PARKS & RECREATION

FRIDAY, MARCH 8
7 - 10 P.M. / BRAZOS CENTER

Get your leather jackets and poodle skirts ready, it's time to boogie-woogie like it's the 1950's!

Enjoy live music by the Texas T-Birds, heavy hors d'oeuvres by Smitty K's, an ice cream bar, a cash bar, photo booth, and door prizes!

Tickets can be purchased in advance at the City of Bryan's Parks and Recreation Department, Bryan Aquatic Center, or at the door.

Learn more at BryanTX.gov or call 979.209.5528.

AGES 55+

LIVE MUSIC

PARKS & RECREATION CITY OF BRYAN