



City Secondary Service Demand Rate

What are you paying for?

APPLICABILITY:

This rate applies to electric service for all commercial and industrial customers which are located inside Bryan’s limits (subject to BTU’s Line Extension Policy) whose billed peak kilowatt (kW) demand is greater than or equal to 25 kW and less than 1,000 kW.

	<i>All Monthly Charges</i>
Customer Charge	\$37.00
Energy Charge	\$0.0086/kWh
Power Supply Adjustment	\$0.0358/kWh
Regulatory Pass-Through Charge	\$5.0000/kWh
Delivery Charge	\$2.79/kW
Demand Charge	\$6.60/kW

CUSTOMER CHARGE:

This charge is a fixed fee that helps cover the cost of providing essential services, regardless of how much electricity you use. It covers administrative and customer-related expenses such as:

- Costs for maintaining and operating the meters that track electricity usage.
- Administrative costs related to generating bills and handling customer inquiries.
- Expenses related to meeting safety, environmental, and legal requirements.

ENERGY & DELIVERY CHARGES:

These charges are typically referred to together as the “Base Charge”. This is the cost of infrastructure, maintenance, and delivery of power. This fee covers the costs of delivering the electricity from the power plant to the customer’s home or business.

POWER SUPPLY ADJUSTMENT:

This charge covers the cost of the fuel BTU uses to generate electricity or the cost to purchase electricity from other sources. It’s a variable charge, reflecting changes in economic conditions, and is passed directly one-for-one to customers. Calculated on a per kilowatt-hour (kWh) basis of usage, this charge may be adjusted based on market prices and other factors.

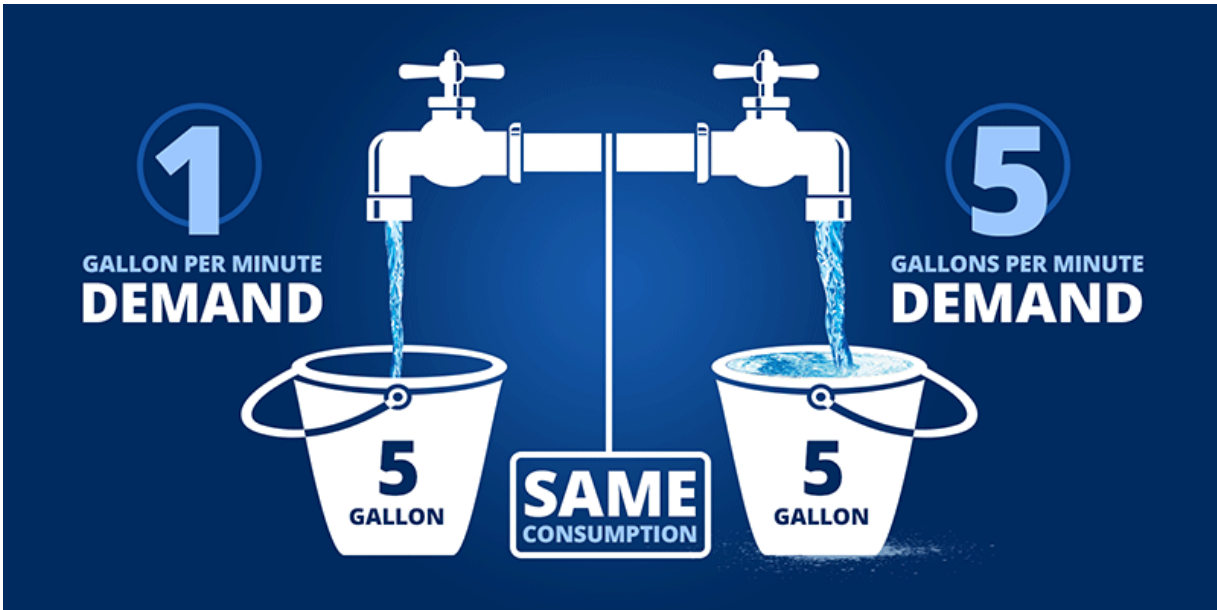
REGULATORY PASS-THROUGH CHARGE:

This charge recovers BTU’s full cost of Transmission Cost of Service (TCOS) rates as established on an annual basis by the Public Utility Commission (PUC) of Texas. TCOS reflects the utility’s expenses for maintaining access to the regional transmission system where electricity travels over high-voltage power lines from generation sources to local distribution networks. All utilities in the Electric Reliability Council of Texas (ERCOT) system pay TCOS. It is a pass-through charge, that ensures reliable power delivery to all of BTU’s customers.







DEMAND CHARGE:

Demand, measured in kilowatts (kW) or megawatts (MW), refers to the maximum amount of electrical power that is being consumed *at a given time*. This contrasts with energy, which is the amount of power used *over a period of time*, measured in kilowatt-hours (kWh). Demand is measured every 15 minutes. A demand charge is a fee based on the highest amount of electricity a customer uses at once during a billing period. This fee is applied to commercial or large users as it covers the cost of maintaining infrastructure to meet peak demand. The charge reflects the customer's highest short-term power usage, not total energy consumption.

Demand and consumption can be explained similar to filling a bucket of water:



Kilowatt-Hour (kWh)

POWER	×	TIME	=	ENERGY CONSUMPTION
 100 Watts	×	 10 hour	=	 1,000 Watt-Hours or 1 kWh
 10 x 100 Watts	×	 1 hour	=	 1,000 Watt-Hours or 1 kWh 10 x more demand